



Project _____
Item # _____
Quantity _____

Drop-In Round Insulated Heated Wells


Models:

HWBI-4QT, -4QTD, -7QT, -7QTD, -7QTDA,
-11QT, -11QTD, -11QTDA
HWBHI-7QT, -7QTD, -7QTDA,
-11QT, -11QTD, -11QTDA

Hatco Drop-In Round Insulated Heated Wells provide flexibility and quality, with many options to choose from. These units hold steam table food hot and fresh with self-adjusting thermostats that monitor the actual temperatures and control the heat only when needed.

Standard features

- Available in insulated 4-, 7- and 11-quart (4-, 7- and 10-liter) round wells
- Standard or high watt (4-quart [4-liter] standard watt only)
- Controls feature a separate lighted ON/OFF rocker switch and temperature dial, allowing preset temperatures to be maintained
- Easy service access to heating elements and thermostats
- Mounting kits for combustible countertops available
- Auto-Fill models available only in 7- and 11-quart round wells
- Wells are designed for both WET or DRY operation



Options (available at time of purchase only)

- ☐ Additional High Temp Power Supply Lead Wire available in one foot (305 mm) increments (Lead wire only – conduit not included)
(Models are shipped with 1' [305 mm] of lead wire – no conduit included)
- ☐ Thermostat with 6' (1829 mm) Capillary
(Models are shipped with 3' [914 mm] conduit length)
- ☐ Control Box Assembly (Not for Auto-Fill)
 - ☐ Compact with Bezel (Standard [Not for export voltages])
 - ☐ Larger Recessed Thermostatic (Standard for export voltages or 4-Quart [4-Liter] Round Wells)
- ☐ Control Box Bezel *(Designer Colors – Nonstandard colors are non-returnable)*
 - ☐ Warm Red ☐ Black ☐ Gray Granite ☐ White Granite
 - ☐ Navy Blue ☐ Hunter Green ☐ Antique Copper

Accessories

- ☐ Mounting Kit for Combustible Countertops (All Models)
- ☐ Kit allows Mounting to Thick Countertops - 4 Brackets
- ☐ Round Food Pans
 - ☐ 4-Quart (4-Liter) ☐ 7-Quart (7-Liter)
 - ☐ 11-Quart (10-Liter)
- ☐ Notched Lids
 - ☐ 4-Quart (4-Liter) ☐ 7-Quart (7-Liter)
 - ☐ 11-Quart (10-Liter)
- ☐ Hinged Lids
 - ☐ 4-Quart (4-Liter) ☐ 7-Quart (7-Liter)
 - ☐ 11-Quart (10-Liter)
- ☐ Units with Drains
 - ☐ ¾" NPT Ball ☐ ¾" Gate Valve





Drop-In Round Insulated Heated Wells

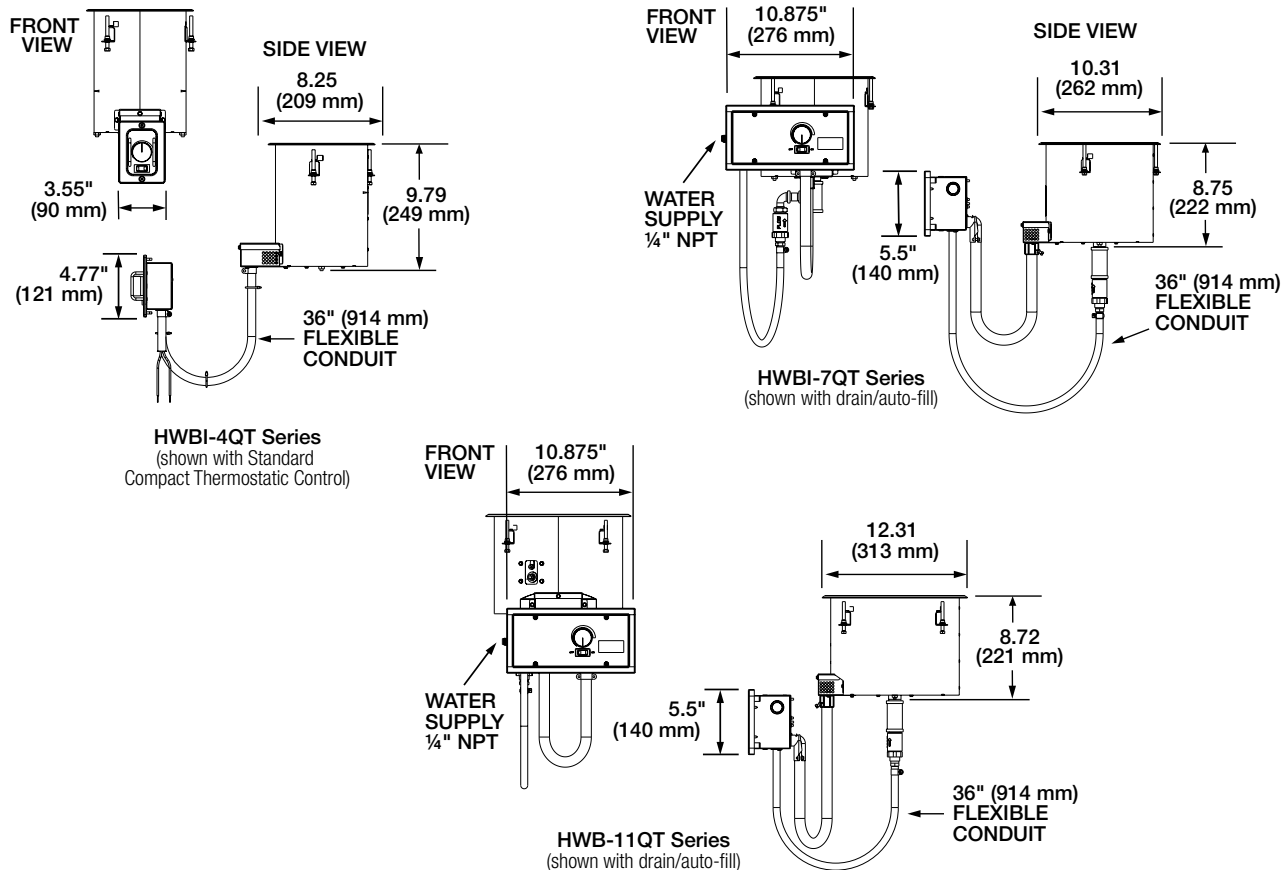
Models: HWBI-4QT, -4QTD, -7QT, -7QTD, -7QTDA, -11QT, -11QTD, -11QTDA
HWBHI-7QT, -7QTD, -7QTDA, -11QT, -11QTD, -11QTDA

Ordering Instructions

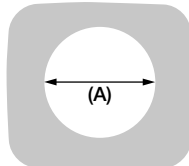
(Please specify the following with each order)

- Desired Voltage:** See chart on page 3
- Base Size of Heated Well:**
A. Round: 4-Quart (4-Liter), 7-Quart (7-Liter) or 11-Quart (10-Liter)
- Choose With or Without Drain**
- Choose With or Without Auto-Fill** (Auto-Fill not available in 4-Quart [4-Liter])
- Mounting Style** (Top Mounted)
A. Non-Combustible Countertop
B. Combustible Countertop requires accessory Mounting Kit
- Wattage:**
A. High Watt
B. Standard Watt (4-Quart [4-Liter] available in standard watt only)
- Agency:**
A. UL and CUL
B. UL-EPH (sanitary listing)
C. CE Mark available on standard and high watt units

Models HWBI-4QT, -7QT, -11QT Series



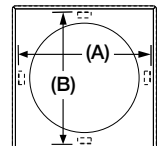
Non-Combustible
Countertop
Opening
("Circular" cut-out)



Cutout Dimensions for Non-Combustible Countertop

Model	Minimum Diameter (A)
HWBI-4QT	Ø 7.375" (187 mm)
HWBI-7QT	Ø 9.563" (243 mm)
HWBI-11QT	Ø 11.375" (289 mm)

Combustible
Countertop
Opening
("Square" cut-out)



Cutout Dimensions for Combustible Countertops ▲

Model	Width (A)	Depth (B)
HWBI-4QT	9.25" (235 mm)	9.25" (235 mm)
HWBI-7QT	11.25" (286 mm)	11.25" (286 mm)
HWBI-11QT	13.00" (330 mm)	13.00" (330 mm)

▲ Accessory Mounting Kit required

HATCO CORPORATION
(800) 558-0607 | (414) 671-6350

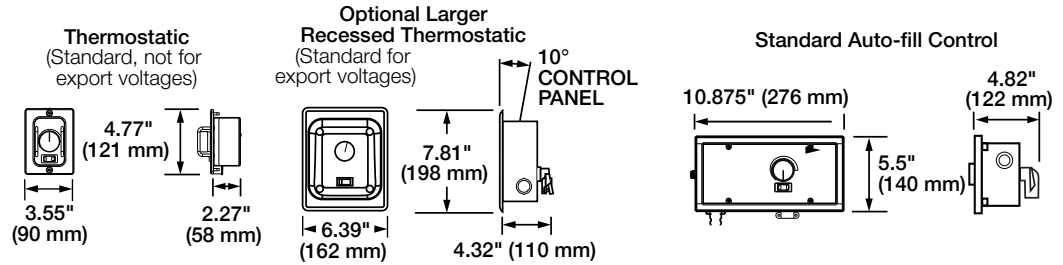
P.O. Box 340500 Milwaukee, WI 53234-0500 U.S.A.
www.hatcocorp.com | support@hatcocorp.com



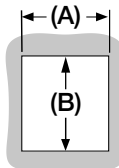
Drop-In Round Insulated Heated Wells

Models: HWBI-4QT, -4QTD, -7QT, -7QTD, -7QTDA, -11QT, -11QTD, -11QTDA
HWBHI-7QT, -7QTD, -7QTDA, -11QT, -11QTD, -11QTDA

Standard Control Boxes



Control Box Opening



Cutout Dimensions for Control Boxes

Control Box	Minimum Width (A)	Maximum Width (B)	Export Voltage
Standard Thermostatic without bezel	2.16" (55 mm)	3.375" (86 mm)	Not available
Standard Thermostatic with bezel	3.25" (83 mm)	3.75" (95 mm)	Not available
Optional Larger Recessed Thermostatic	5.875" (149 mm)	6.375" (162 mm)	Standard
Auto-Fill	10.125" (257 mm)	4.75" (121 mm)	Standard

SPECIFICATIONS Drop-In Round Insulated Heated Wells

The shaded areas contain electrical information for International models only

Model	Dimensions (Diameter x Height)	Volts	Phase	Watts	Amps	Control Configuration	Ship Weight*
HWBI-4QT (Standard watt) HWBI-4QTD* (Standard watt)	8.25" x 9.79" (209 x 249 mm)	120 208 240 220 (CE) 240 (CE)	Single	500 536 600 600 600	4.2 2.6 2.5 2.7 2.5	Standard: Compact Thermostatic Optional: Larger Recessed Thermostatic	18 lbs. (8 kg)
HWBI-7QT (Standard watt) HWBI-7QTD* (Standard watt)	10.313" x 8.75" (262 x 222 mm)	120 208 240 220-230 (CE) 230-240 (CE)	Single	500 536 600 600 600	4.2 2.6 2.5 2.7 2.5	Standard: Compact Thermostatic Optional: Larger Recessed Thermostatic	19 lbs. (8.6 kg)
HWBI-7QTDA* (Standard watt)		120 208 240 220-230 (CE) 230-240 (CE)		515 551 615 615 615	4.3 2.6 2.6 2.8 2.6	Standard: Auto-Fill	19 lbs. (8.6 kg)
HWBHI-7QT (High watt) HWBHI-7QTD* (High watt)		120 208 240 220-230 (CE) 230-240 (CE)		800 715 800 800 800	6.7 3.4 3.3 3.6 3.3	Standard: Compact Thermostatic Optional: Larger Recessed Thermostatic	19 lbs. (8.6 kg)
HWBHI-7QTDA* (High watt)		120 208 240 220-230 (CE) 230-240 (CE)		815 730 815 815 815	6.8 3.5 3.4 3.7 3.4	Standard: Auto-Fill	19 lbs. (8.6 kg)

*"D" added to model number indicates drain equipped. * Shipping weight includes packaging.



Drop-In Round Insulated Heated Wells

Models: HWBI-4QT, -4QTD, -7QT, -7QTD, -7QTDA, -11QT, -11QTD, -11QTDA
HWBHI-7QT, -7QTD, -7QTDA, -11QT, -11QTD, -11QTDA

SPECIFICATIONS Drop-In Round Insulated Heated Wells

Model	Dimensions (Diameter x Height)	Volts	Phase	Watts	Amps	Control Configuration	Ship Weight*
HWBI-11QT (Standard watt) HWBI-11QTD* (Standard watt)	12.31" x 8.72" (313 x 221 mm)	120 208 240	Single	500 536 600	4.2 2.6 2.5	Standard: Compact Thermostatic Optional: Larger Recessed Thermostatic	20 lbs. (9 kg)
		220-230 (CE) 230-240 (CE)		600 600	2.7 2.5		
HWBI-11QTDA* (Standard watt)		120 208 240		515 551 615	4.3 2.6 2.6	Standard: Auto-Fill	20 lbs. (9 kg)
		220-230 (CE) 230-240 (CE)		615 615	2.8 2.6		
HWBHI-11QT (High watt) HWBHI-11QTD* (High watt)		120 208 240		800 715 800	6.7 3.4 3.3	Standard: Compact Thermostatic Optional: Larger Recessed Thermostatic	20 lbs. (9 kg)
		220-230 (CE) 230-240 (CE)		800 800	3.6 3.3		
HWBHI-11QTDA* (High watt)		120 208 240		815 730 815	6.8 3.5 3.4	Standard: Auto-Fill	20 lbs. (9 kg)
		220-230 (CE) 230-240 (CE)		815 815	3.7 3.4		

*"D" added to model number indicates drain equipped. * Shipping weight includes packaging.

PRODUCT SPECS

Drop-In Round Insulated Heated Well

The Drop-in Round Insulated Heated Well shall be a Modelas manufactured by the Hatco Corporation, Milwaukee, WI 53234 U.S.A.

With 24/7 parts and service assistance (U.S. and Canada only), the Drop-in Heated Well shall be rated atwatts,volts, and beinches (millimeters) in overall

width and beinches (millimeters) in overall depth. It shall consist of stainless and aluminized steel housing with a metal sheathed heating element and a remote thermostat with lighted power switch.

Accessories may include stainless steel mounting kit and valves.

HATCO CORPORATION

(800) 558-0607 | (414) 671-6350

P.O. Box 340500 Milwaukee, WI 53234-0500 U.S.A.

www.hatcocorp.com | support@hatcocorp.com